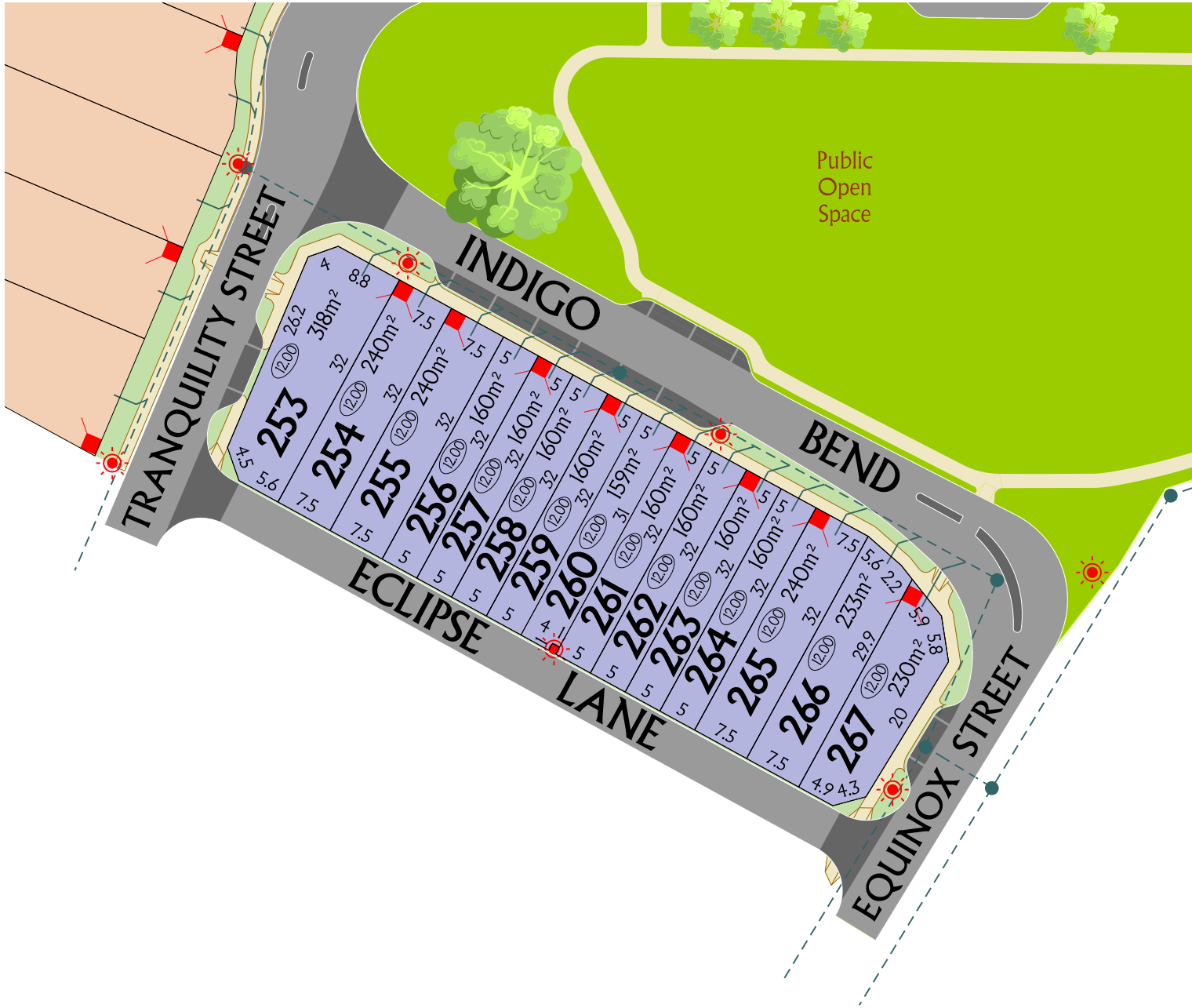




SUNRISE

at Wellard






August 2015














Our Ref: 12440 Stage 6a

All dimensions and areas are subject to survey. The particulars of this brochure are supplied for information only and shall not be taken as a representation in any respect on the part of the Vendor or its agent. Some information is conceptual and subject to change. Engineering Services supplied by Wood & Grive Engineers Ltd. Surveying & Artwork by Whelans Australia Pty. Ltd.

-  Stage 6b
-  Previous Land Release
-  Future Land Release

Quiet House Design
All lots (253-267)

-  Upper Floor - Package B
- Ground Floor - Package A

-  Sewer Connection
-  Manhole
-  Sewer Line
-  Electricity Dome
-  Street Light
-  Transformer Site
-  Retaining Wall
-  Footpath
-  Proposed Lot Level
-  Road Brick Paving
-  Road Red Asphalt

