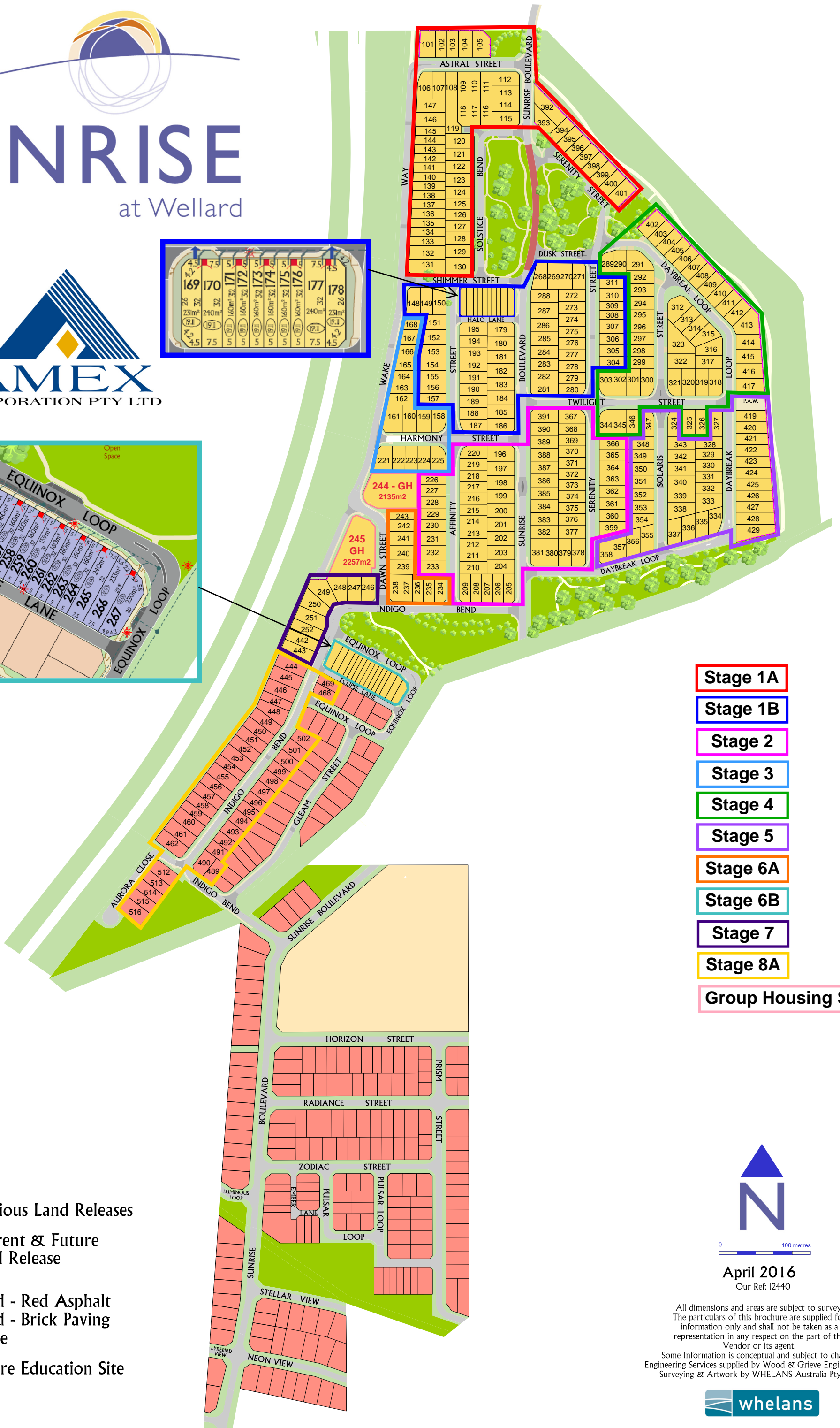
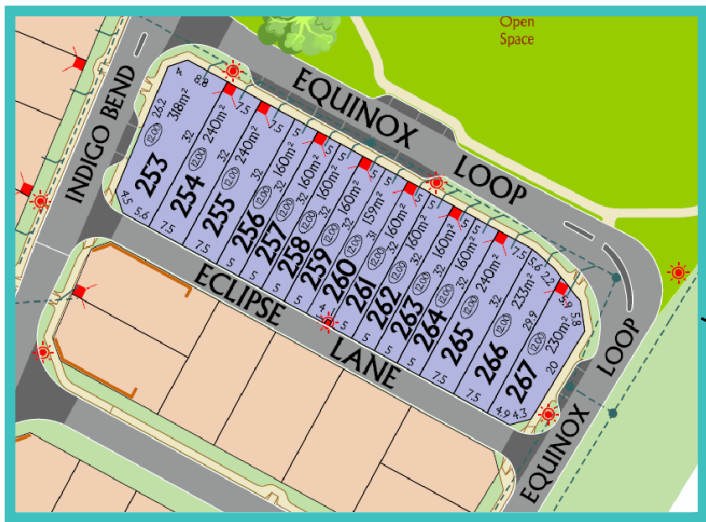



# SUNRISE

at Wellard



- Stage 1A**
- Stage 1B**
- Stage 2**
- Stage 3**
- Stage 4**
- Stage 5**
- Stage 6A**
- Stage 6B**
- Stage 7**
- Stage 8A**
- Group Housing Sites**

- Previous Land Releases
- Current & Future Land Release
- Road - Red Asphalt
- Road - Brick Paving
- Fence
- Future Education Site



April 2016  
Our Ref: I2440

All dimensions and areas are subject to survey. The particulars of this brochure are supplied for information only and shall not be taken as a representation in any respect on the part of the Vendor or its agent. Some Information is conceptual and subject to change. Engineering Services supplied by Wood & Grieve Engineers Ltd. Surveying & Artwork by WHELANS Australia Pty. Ltd.

